


## DESIGNS BY PETRO -

## CHUBBY FARM FRIENDS POTHOLDERS - APPLIQUE 6x10


## PETCHUBBYFFBIRDPH



	<u>What</u>	<u>Marathon</u>	<u>Name of color (Pes)</u>		<u>What</u>	<u>Marathon</u>	<u>Name of color (Pes)</u>	<u>Size</u>	<u>Stitches</u>
1	Placement line	1330	Magenta	13		1179	White	<b>6x10</b>	
2	Cutting line	1330	Teal Green	14		1197	Sky Blue	157.4x194.0mm	19 569
3	Tackdown	1330	Prussian Blue	15		1009	Yellow		
4		1007	Cream Yellow	16		1180	Black		
5		1042	Amber Red	17	Cutting line	1330	Teal Green		
6	Placement line	1006	Magenta	18	Satin Outline	1330	Fresh Green		
7	Cutting line	1006	Teal Green						
8	Body	1006	Cream Brown						
9		1007	Cream Yellow						
10		1042	Amber Red						
11		1188	Tangerine						
12		1044	Clay Brown						




## PETCHUBBYFFCHICKENPH



	<u>What</u>	<u>Marathon</u>	<u>Name of color (Pes)</u>		<u>What</u>	<u>Marathon</u>	<u>Name of color (Pes)</u>	<u>Size</u>	<u>Stitches</u>
1	Placement line	1330	Magenta	13		1243	Dark Red	<b>6x10</b>	
2	Cutting line	1330	Teal Green	14		1042	Tangerine	157.4x194.0mm	22 067
3	Tackdown	1330	Prussian Blue	15		1191	Clay Brown		
4		1042	Tangerine	16		1179	White		
5		1179	White	17		1197	Sky Blue		
6	Placement line	1179	Magenta	18		1334	Red		
7	Cutting line	1179	Teal Green	19		1180	Black		
8	Body	1179	White	20	Cutting line	1330	Teal Green		
9		1319	Dark Gray	21	Satin Outline	1330	Fresh Green		
10	Placement line	1334	Magenta						
11	Cutting line	1334	Teal Green						
12	Head	1334	Red						

## PETCHUBBYFFCOWPH



	<u>What</u>	<u>Marathon</u>	<u>Name of color (Pes)</u>		<u>What</u>	<u>Marathon</u>	<u>Name of color (Pes)</u>	<u>Size</u>	<u>Stitches</u>
1	Placement line	1330	Magenta	13		1179	White	<b>6x10</b>	
2	Cutting line	1330	Teal Green	14		1197	Sky blue	157.4x194.0mm	27 819
3	Tackdown	1330	Prussian Blue	15		1180	Black		
4		1179	White	16		1135	Russet Brown		
5		1184	Beige	17	Cutting line	1330	Teal Green		
6	Placement line	1179	Magenta	18	Satin Outline	1330	Fresh Green		
7	Cutting line	1179	Teal Green						
8	Body	1179	White						
9		1184	Beige						
10		1456	Dark Gray						
11		1041	Linen						
12		1040	Salmon Pink						

## PETCHUBBYFFDONKEYPH



	<u>What</u>	<u>Marathon</u>	<u>Name of color (Pes)</u>		<u>What</u>	<u>Marathon</u>	<u>Name of color (Pes)</u>	<u>Size</u>	<u>Stitches</u>
1	Placement line	1330	Magenta	13		1180	Black	<b>6x10</b>	
2	Cutting line	1330	Teal Green	14		1414	Dark Gray	157.4x194.0mm	22 605
3	Tackdown	1330	Prussian Blue	15		1180	Black		
4		1421	Gray	16		1179	White		
5		1414	Dark Gray	17		1197	Sky Blue		
6		1455	Pewter	18		1421	Gray		
7		1303	Russet Brown	19		1180	Black		
8	Placement line	1421	Magenta	20	Cutting line	1330	Teal Green		
9	Cutting line	1421	Teal Green	21	Satin Outline	1330	Fresh Green		
10	Body	1421	Gray						
11		1303	Russet Brown						
12		1040	Linen						


## PETCHUBBYFFDUCKPH



	<u>What</u>	<u>Marathon</u>	<u>Name of color (Pes)</u>		<u>What</u>	<u>Marathon</u>	<u>Name of color (Pes)</u>	<u>Size</u>	<u>Stitches</u>
1	Placement line	1330	Magenta	13		1197	Sky Blue	<b>6x10</b>	
2	Cutting line	1330	Teal Green	14		1008	Yellow	157.4x194.0mm	21 585
3	Tackdown	1330	Prussian Blue	15		1180	Black		
4		1042	Deep Gold	16	Cutting line	1330	Teal Green		
5	Placement line	1007	Magenta	17	Satin Outline	1330	Fresh Green		
6	Cutting line	1007	Teal Green						
7	Body	1007	Cream Yellow						
8		1219	Tangerine						
9		1042	Deep Gold						
10		1219	Tangerine						
11		1015	Clay Brown						
12		1179	White						

## DESIGNS BY PETRO -

## CHUBBY FARM FRIENDS POTHOLDERS - APPLIQUE 6x10

**PETCHUBBYFFGOATPH**

	<u>What</u>	<u>Marathon</u>	<u>Name of color (Pes)</u>		<u>What</u>	<u>Marathon</u>	<u>Name of color (Pes)</u>	<u>Size</u>	<u>Stitches</u>
1	Placement line	1330	Magenta	13		1040	Linen	<b>6x10</b>	
2	Cutting line	1330	Teal Green	14		1307	Dark Brown	157.4x194.0mm	27 701
3	Tackdown	1330	Prussian Blue	15		1197	Sky Blue		
4		1184	Beige	16		1160	Amber Red		
5		1307	Dark Brown	17		1180	Black		
6		1138	Warm Gray	18	Cutting line	1330	Teal Green		
7	Placement line	1305	Magenta	19	Satin Outline	1330	Fresh Green		
8	Cutting line	1305	Teal Green						
9	Body	1305	Russet Brown						
10		1414	Dark Gray						
11		1184	Beige						
12		1179	White						

**PETCHUBBYFFHORSEPH**

	<u>What</u>	<u>Marathon</u>	<u>Name of color (Pes)</u>		<u>What</u>	<u>Marathon</u>	<u>Name of color (Pes)</u>	<u>Size</u>	<u>Stitches</u>
1	Placement line	1330	Magenta	13		1451	Russet Brown	<b>6x10</b>	
2	Cutting line	1330	Teal Green	14		1180	Black	157.4x194.0mm	23 633
3	Tackdown	1330	Prussian Blue	15		1161	Dark Gray		
4		1412	Pewter	16		1179	White		
5		1422	Dark Gray	17		1197	Sky Blue		
6	Placement line	1412	Magenta	18		1422	Dark Gray		
7	Cutting line	1412	Teal Green	19		1180	Black		
8	Body	1412	Pewter	20	Cutting line	1330	Teal Green		
9		1422	Dark Gray	21	Satin Outline	1330	Fresh Green		
10		1180	Black						
11		1157	Amber Red						
12		1040	Linen						

**PETCHUBBYFFPIGPH**

	<u>What</u>	<u>Marathon</u>	<u>Name of color (Pes)</u>		<u>What</u>	<u>Marathon</u>	<u>Name of color (Pes)</u>	<u>Size</u>	<u>Stitches</u>
1	Placement line	1330	Magenta	13		1179	White	<b>6x10</b>	
2	Cutting line	1330	Teal Green	14		1197	Sky Blue	157.4x194.0mm	19 335
3	Tackdown	1330	Prussian Blue	15		1426	Salmon Pink		
4		1426	Salmon Pink	16		1180	Black		
5		1039	Beige	17	Cutting line	1330	Teal Green		
6	Placement line	1427	Magenta	18	Satin Outline	1330	Fresh Green		
7	Cutting line	1427	Teal Green						
8	Body	1427	Beige						
9		1426	Salmon Pink						
10		1051	Dark Fuchsia						
11		1414	Dark Gray						
12		1158	Reddish Brown						

**PETCHUBBYFFRABBITPH**

	<u>What</u>	<u>Marathon</u>	<u>Name of color (Pes)</u>		<u>What</u>	<u>Marathon</u>	<u>Name of color (Pes)</u>	<u>Size</u>	<u>Stitches</u>
1	Placement line	1330	Magenta	13		1197	Sky blue	<b>6x10</b>	
2	Cutting line	1330	Teal Green	14		1023	Pink	157.4x194.0mm	18 292
3	Tackdown	1330	Prussian Blue	15		1180	Black		
4		1023	Pink	16	Cutting line	1330	Teal Green		
5		1193	Light Lilac	17	Satin Outline	1330	Fresh Green		
6	Placement line	1023	Magenta						
7	Cutting line	1023	Teal Green						
8	Body	1023	Pink						
9		1040	Salmon Pink						
10		1024	Dark Fuchsia						
11		1179	White						
12		1421	Dark Gray						

**PETCHUBBYFFSHEEPPH**

	<u>What</u>	<u>Marathon</u>	<u>Name of color (Pes)</u>		<u>What</u>	<u>Marathon</u>	<u>Name of color (Pes)</u>	<u>Size</u>	<u>Stitches</u>
1	Placement line	1330	Magenta	13		1041	Salmon Pink	<b>6x10</b>	
2	Cutting line	1330	Teal Green	14		1180	Black	157.4x194.0mm	27 531
3	Tackdown	1330	Prussian Blue	15	Cutting line	1330	Teal Green		
4		1184	Beige	16	Satin Outline	1330	Fresh Green		
5		1179	White						
6		1197	Sky Blue						
7		1040	Salmon Pink						
8	Placement line	1184	Magenta						
9	Cutting line	1184	Teal Green						
10	Body	1184	Beige						
11		1455	Dark Gray						
12		1135	Dark Brown						

## APPLIQUE INSTRUCTIONS

Please note that Buzz Tools change the names of the colors to be used to differentiate between the different stages when you appliqué.

You will need:

2 x 20x20cm pieces of cotton material for the potholder

Material for the applique animals

1 x 20x20cm piece of Heatex (heat resistant batting)

Vilene Avlon Plus



Make sure you adhere to the attached color chart when you stitch out the appliqué designs.

Always remember to test stitch any design. Especially when you want to create something different.

All the designs are digitized so that the appliqué design will be trimmed in the hoop.

1. Hoop 2 layers of Vilene Avlon Plus. One layer of tear away can also be added on top of Vilene Avlon Plus.



2. **Placement Line** - An outline will be stitched to indicate the position of the appliqué pattern.



Potholder placement line



Applique animal placement line

3. Remove hoop from machine attach material to be used for appliqué.




4. Make sure the material is nice and flat and if desired you can pin the material to the Vilene Avlon Plus. Attach hoop again to machine.

5. **Cutting Line** - An outline will be stitched to indicate the trim line amongst which the material must be trimmed.

6. Remove hoop again from machine and trim material as close as possible to trim line.

**DESIGNS BY PETRO -**

**CHUBBY FARM FRIENDS POTHOLDERS - APPLIQUE 6x10**

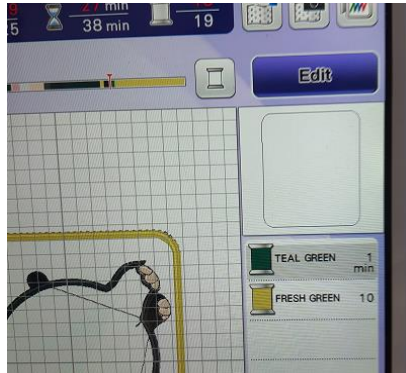


Potholder cutting line



Applique animal cutting line


7. Attach hoop to machine.
8. **Tackdown** -The trimmed material will now be tacked down.
9. Now follow the rest of the design until you get to the step where it is going to embroider a cutting line again. This will be the second last step.



10. **VERY IMPORTANT.** Insert a bobbin that has the same color embroidery thread as the color your satin outline will be.



11. You will notice a small line embroidered at the top of the potholder. You can now attach braid, ribbon etc



Use tape to hold it in place so it doesn't move when you attach the Heatex and backing material.



12. Attach the Heatex and then the material to the back of the hoop to cover the whole design. Pin to the Vilene Avlon Plus.



13. Attach hoop again to machine. Embroider the cutting line which will attached the Heatex and backing material
14. Remove hoop and cut away excess Heatex and backing material as close as possible to the cutting line. Be careful not to cut your ribbon/braid or the Vilene Avlon Plus.



15. Attach hoop again and embroider the satin outline.



Each stage will be indicated on your machine in a different color.

Thank you for purchasing designs from DesignsbyPetro.  
Please do not hesitate to contact me if you experience any problems.

Happy stitching!!

[www.designsbypetro.com](http://www.designsbypetro.com)

[p@designsbypetro.com](mailto:p@designsbypetro.com)