

## DESIGNS BY PETRO -


## CHUBBY AFRICAN ANIMALS - APPLIQUE 4X4, 5X7

**PETCHUBBYBUFFALO**

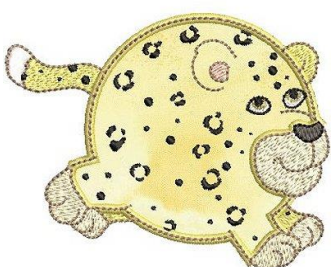
	<u>What</u>	<u>Marathon</u>	<u>Name of color (Pes)</u>	<u>What</u>	<u>Marathon</u>	<u>Name of color (Pes)</u>	<u>Size</u>	<u>Stitches</u>
1		1421	Pewter				<u>4x4</u>	
2	Placement line	1421	Deep Rose				98.9x80.0mm	9 131
3	Cutting line	1421	Teal Green					
4	Body	1421	Pewter					
5		1414	Dark Gray				<u>5x7</u>	
6		1180	Black				128.9x104.2mm	12 674
7		1455	Gray					
8		1037	Salmon Pink					
9		1414	Pewter					
10		1179	White					
11		1433	Khaki					
12		1180	Black					

**PETCHUBBYELEPHANT**


	<u>What</u>	<u>Marathon</u>	<u>Name of color (Pes)</u>	<u>What</u>	<u>Marathon</u>	<u>Name of color (Pes)</u>	<u>Size</u>	<u>Stitches</u>
1		1082	Lilac	13	1179	White	<u>4x4</u>	
2		1037	Salmon Pink	14	1093	Mint Green	99.0x83.9mm	8 725
3		1182	Beige	15	1180	Black		
4	Placement line	1081	Deep Rose					
5	Cutting line	1081	Teal Green				<u>5x7</u>	
6	Body	1081	Lavender				128.8x109.2mm	11 775
7		1182	Beige					
8		1037	Salmon Pink					
9		1129	Cream Brown					
10		1335	Carmine					
11		1084	Pewter					
12		1304	Gray					

**PETCHUBBYHIPPO**

	<u>What</u>	<u>Marathon</u>	<u>Name of color (Pes)</u>	<u>What</u>	<u>Marathon</u>	<u>Name of color (Pes)</u>	<u>Size</u>	<u>Stitches</u>
1		1179	White	13	1119	Mint Green	<u>4x4</u>	
2		1432	Pewter	14	1180	Black	99.3x91.3mm	7 186
3	Placement line	1407	Deep Rose					
4	Cutting line	1407	Teal Green					
5	Body	1407	Wisteria Violet				<u>5x7</u>	
6		1037	Salmon Pink				129.0x118.6mm	9 464
7		1335	Carmine					
8		1179	White					
9		1229	Cream Brown					
10		1317	Gray					
11		1304	Pewter					
12		1325	Dark Gray					

**PETCHUBBYLEOPARD**


	<u>What</u>	<u>Marathon</u>	<u>Name of color (Pes)</u>	<u>What</u>	<u>Marathon</u>	<u>Name of color (Pes)</u>	<u>Size</u>	<u>Stitches</u>
1		1405	Lemon Yellow				<u>4x4</u>	
2	Placement line	1405	Deep Rose				98.9x76.5mm	8 230
3	Cutting line	1405	Teal Green					
4	Body	1405	Lemon Yellow					
5		1179	White				<u>5x7</u>	
6		1183	Cream Brown				128.9x99.7mm	12 385
7		1414	Pewter					
8		1037	Salmon Pink					
9		1224	Gray					
10		1187	Khaki					
11		1180	Black					

**PETCHUBBYLION**

	<u>What</u>	<u>Marathon</u>	<u>Name of color (Pes)</u>	<u>What</u>	<u>Marathon</u>	<u>Name of color (Pes)</u>	<u>Size</u>	<u>Stitches</u>
1		1433	Cream Yellow	13	1306	Gray	<u>4x4</u>	
2	Placement line	1433	Deep Rose	14	1307	Pewter	98.9x86.4mm	11 494
3	Cutting line	1433	Teal Green	15	1179	White		
4	Body	1433	Cream Yellow	16	1011	Khaki		
5		1140	Khaki	17	1180	Black		
6		1305	Tangerine	18	1161	Gray	<u>5x7</u>	
7	Placement line	1305	Deep Rose				129.0x112.7mm	15 767
8	Cutting line	1305	Teal Green					
9	Mane	1305	Tangerine					
10		1451	Cream Brown					
11		1037	Salmon Pink					
12		1433	Cream Yellow					

## DESIGNS BY PETRO -


## CHUBBY AFRICAN ANIMALS - APPLIQUE 4X4, 5X7

**PETCHUBBYPELICAN**


	<u>What</u>	<u>Marathon</u>	<u>Name of color (Pes)</u>	<u>What</u>	<u>Marathon</u>	<u>Name of color (Pes)</u>	<u>Size</u>	<u>Stitches</u>
1		1015	Khaki				<u>4x4</u>	
2		1179	White				99.0x94.7mm	9 407
3	Placement line	1179	Deep Rose					
4	Cutting line	1179	Teal Green					
5	Body	1179	White				<u>5x7</u>	
6		1044	Khaki				128.9x123.4mm	13 369
7		1421	Pewter					
8		1402	Tangerine					
9		1056	Sky blue					
10		1180	Black					

**PETCHUBBYRHINO**


	<u>What</u>	<u>Marathon</u>	<u>Name of color (Pes)</u>	<u>What</u>	<u>Marathon</u>	<u>Name of color (Pes)</u>	<u>Size</u>	<u>Stitches</u>
1		1250	Silver	13	1304	Gray	<u>4x4</u>	
2	Placement line	1250	Deep Rose	14	1179	White	98.8x94.2mm	8 835
3	Cutting line	1250	Teal Green	15	1056	Sky Blue		
4	Tack down	1250	Violet	16	1180	Black		
5		1179	White				<u>5x7</u>	
6	Body	1250	Silver				128.9x122.7mm	12 214
7		1184	Khaki					
8		1037	Salmon Pink					
9		1229	Cream Yellow					
10		1325	Pewter					
11		1432	Wisteria Violet					
12		1141	Pewter					

**PETCHUBBYWARTHOG**

	<u>What</u>	<u>Marathon</u>	<u>Name of color (Pes)</u>	<u>What</u>	<u>Marathon</u>	<u>Name of color (Pes)</u>	<u>Size</u>	<u>Stitches</u>
1		1184	Beige	13	1141	Gray	<u>4x4</u>	
2		1455	Pewter	14	1179	White	99.0x89.2mm	9 040
3		1421	Dark Gray	15	1205	Sky blue		
4		1137	Khaki	16	1180	Black		
5	Placement line	1137	Deep Rose				<u>5x7</u>	
6	Cutting line	1137	Teal Green				129.0x116.2mm	12 303
7	Body	1137	Khaki					
8		1138	Tangerine					
9		1037	Salmon Pink					
10		1414	Pewter					
11		1184	Beige					
12		1305	Pewter					

**PETCHUBBYWHALE**

	<u>What</u>	<u>Marathon</u>	<u>Name of color (Pes)</u>	<u>What</u>	<u>Marathon</u>	<u>Name of color (Pes)</u>	<u>Size</u>	<u>Stitches</u>
1		1085	Wisteria Violet				<u>4x4</u>	
2		1060	Silver				91.8x99.1mm	9 402
3	Placement line	1263	Deep Rose					
4	Cutting line	1263	Teal Green					
5	Body	1263	Wisteria Violet				<u>5x7</u>	
6		1060	Silver				128.6x138.7mm	14 208
7		1179	White					
8		1440	Pewter					
9		1197	Sky Blue					
10		1180	Black					

**PETCHUBBYZEBRA**

	<u>What</u>	<u>Marathon</u>	<u>Name of color (Pes)</u>	<u>What</u>	<u>Marathon</u>	<u>Name of color (Pes)</u>	<u>Size</u>	<u>Stitches</u>
1		1179	White				<u>4x4</u>	
2		1180	Black				98.8x96.8mm	15 432
3	Placement line	1179	Deep Rose					
4	Cutting line	1179	Teal Green					
5	Body	1179	White				<u>5x7</u>	
6		1414	Gray				128.9x126.4mm	21 438
7		1180	Black					
8		1037	Salmon Pink					
9		1456	Pewter					
10		1179	White					
11		1401	Silver					
12		1180	Black					

## APPLIQUE INSTRUCTIONS

Please note that Buzz Tools change the names of the colors to be used to differentiate between the different stages when you appliqué.

Make sure you adhere to the attached color chart when you stitch out the appliqué designs.

Always remember to test stitch any design. Especially when you want to create something different.

All the designs are digitized so that the appliqué design will be trimmed in the hoop.

1. Hoop material to be appliquéd and attach stabilizer.
2. An outline will be stitched to indicate the position of the appliqué pattern.
3. Remove hoop from machine, and without taking material out of hoop attach material to be used for appliqué.
4. To create a different look, two layers of 130 gsm batting can be placed underneath the material. The material must be pulled tight and pinned to the hooped material.
5. An outline will be stitched to indicate the trim line amongst which the material must be trimmed.
6. Remove hoop again from machine and trim material as close as possible to trim line.
7. Attach hoop to machine.
8. The trimmed material will now be tacked down.
9. The satin outline will now be stitched.

Each stage will be indicated on your machine in a different color.

---

Thank you for purchasing designs from DesignsbyPetro.  
Please do not hesitate to contact me if you experience any problems.

Happy stitching!!

[www.designsbypetro.com](http://www.designsbypetro.com)

[p@designsbypetro.com](mailto:p@designsbypetro.com)