

DESIGNS BY PETRO - CHRISTMAS CANDY BAGS - 5X7

PETCCBALL1



	<u>Marathon</u>	<u>Name of color (Pes)</u>	<u>Marathon</u>	<u>Name of color (Pes)</u>	<u>Size (mm)</u>	<u>Stitches</u>
1	1049	Red			<u>5x7</u>	
2	1180	Black			110.9x139.9mm	5 154
3	1179	White				
4	1018	Khaki				
5	1179	White		Attach plastic to back		

PETCCBCANDYSTICK




	<u>Marathon</u>	<u>Name of color (Pes)</u>	<u>Marathon</u>	<u>Name of color (Pes)</u>	<u>Size (mm)</u>	<u>Stitches</u>
1	1049	Red			<u>5x7</u>	
2	1180	Black			107.0x141.0mm	10 286
3	1342	Dark Green				
4	1179	White				
5	1049	Red				
6	1180	Black				
7	1179	White		Attach plastic to back		

PETCCBCUPCAKE



	<u>Marathon</u>	<u>Name of color (Pes)</u>	<u>Marathon</u>	<u>Name of color (Pes)</u>	<u>Size (mm)</u>	<u>Stitches</u>
1	1179	White			<u>5x7</u>	
2	1018	Khaki			110.2x143.3mm	7 522
3	1180	Black				
4	1342	Dark Green				
5	1049	Red				
6	1180	Black				
7	1179	White		Attach plastic to back		

PETCCBGBHOUSE



	<u>Marathon</u>	<u>Name of color (Pes)</u>	<u>Marathon</u>	<u>Name of color (Pes)</u>	<u>Size (mm)</u>	<u>Stitches</u>
1	1144	Light Brown			<u>5x7</u>	
2	1049	Red			129.1x136.8mm	9 389
3	1018	Khaki				
4	1180	Black				
5	1179	White				
6	1342	Dark Green				
7	1049	Red				
8	1179	White		Attach plastic to back		

PETCCBGIFT



	<u>Marathon</u>	<u>Name of color (Pes)</u>	<u>Marathon</u>	<u>Name of color (Pes)</u>	<u>Size (mm)</u>	<u>Stitches</u>
1	1179	White			<u>5x7</u>	
2	1049	Red			107.5x125.7mm	8 096
3	1342	Dark Green				
4	1180	Black				
5	1179	White		Attach plastic to back		

DESIGNS BY PETRO - CHRISTMAS CANDY BAGS - 5X7**PETCCBGLASSBOWL**


	<u>Marathon</u>	<u>Name of color (Pes)</u>	<u>Marathon</u>	<u>Name of color (Pes)</u>	<u>Size (mm)</u>	<u>Stitches</u>
1	1179	White			<u>5x7</u>	
2	1049	Red			108.0x126.8mm	7 119
3	1144	Light Brown				
4	1342	Dark Green				
5	1180	Black				
6	1008	Yellow				
7	1179	White				
		Attach plastic to back				

PETCCBPSETTIA

	<u>Marathon</u>	<u>Name of color (Pes)</u>	<u>Marathon</u>	<u>Name of color (Pes)</u>	<u>Size (mm)</u>	<u>Stitches</u>
1	1179	White			<u>5x7</u>	
2	1180	Black			110x121.8mm	6 000
3	1342	Dark Green				
4	1334	Deep Rose				
5	1049	Red				
6	1018	Khaki				
7	1179	White				
		Attach plastic to back				

PETCCBREINDEER

	<u>Marathon</u>	<u>Name of color (Pes)</u>	<u>Marathon</u>	<u>Name of color (Pes)</u>	<u>Size (mm)</u>	<u>Stitches</u>
1	1179	White			<u>5x7</u>	
2	1161	Gray			111.1x142.0mm	7 239
3	1180	Black				
4	1140	Dark Brown				
5	1139	Light Brown				
6	1049	Red				
7	1179	White				
		Attach plastic to back				

PETCCBSTAR

	<u>Marathon</u>	<u>Name of color (Pes)</u>	<u>Marathon</u>	<u>Name of color (Pes)</u>	<u>Size (mm)</u>	<u>Stitches</u>
1	1017	Cream Yellow			<u>5x7</u>	
2	1179	White			112.0x116.7mm	4 740
3	1018	Deep gold				
4	1179	White				
		Attach plastic to back				

PETCCBWREATH

	<u>Marathon</u>	<u>Name of color (Pes)</u>	<u>Marathon</u>	<u>Name of color (Pes)</u>	<u>Size (mm)</u>	<u>Stitches</u>
1	1179	White			<u>5x7</u>	
2	1049	Red			115.0x129.0mm	12 014
3	1018	Khaki				
4	1342	Dark Green				
5	1180	Black				
6	1049	Red				
7	1180	Black				
8	1179	White				
		Attach plastic to back				

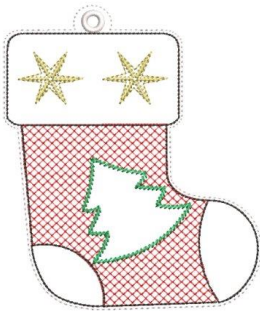
DESIGNS BY PETRO - CHRISTMAS CANDY BAGS - 5X7

PETCCBXMASFATHER



	<u>Marathon</u>	<u>Name of color (Pes)</u>	<u>Marathon</u>	<u>Name of color (Pes)</u>	<u>Size (mm)</u>	<u>Stitches</u>
1	1179	White			<u>5x7</u>	
2	1049	Red			107.2x153.5mm	7 114
3	1180	Black				
4	1023	Pink				
5	1180	Black				
6	1342	Dark Green				
7	1018	Khaki				
		Attach plastic to back				
8	1179	White				

PETCCBXMASSTOCK



	<u>Marathon</u>	<u>Name of color (Pes)</u>	<u>Marathon</u>	<u>Name of color (Pes)</u>	<u>Size (mm)</u>	<u>Stitches</u>
1	1179	White			<u>5x7</u>	
2	1049	Red			115.0x145.3mm	5 425
3	1180	Black				
4	1342	Dark Green				
5	1018	Khaki				
		Attach plastic to back				
6	1179	White				

DESIGNS BY PETRO - CHRISTMAS CANDY BAGS - 5X7

Instructions

You will need:
tear away
felt
strong plastic bag



Hoop tear away and pin felt to the tear away



Embroidery design but stop before the last color to be embroidered
Take hoop out and attach the plastic bag to back of design.
Attach hoop and finish design.



Remove hoop and remove design from hoop.
Cut on outside of white outline. Cut above the eyelet.



DESIGNS BY PETRO - CHRISTMAS CANDY BAGS - 5X7

Cut open the stomach. Be careful not to cut the plastic bag.
Remove the tear away from the stomach area.



Punch open the eyelet. Fill the plastic bag with candy of your choice.
Put a ribbon through eyelet and close.



Front of candy bag

Back of candy bag

Thank you for purchasing designs from DesignsbyPetro.
Please do not hesitate to contact me if you experience any problems.

Happy stitching!!

www.designsbypetro.com

p@designsbypetro.com