

DESIGNS BY PETRO - APPLIQUE NEW BABY 4X4 & 5X7

PETNEWBABY01



	<u>What</u>	<u>Marathon</u>	<u>Name of color (Pes)</u>		<u>Size</u>	<u>Stitches</u>
1	Heart	1051	Deep Rose	Placement Line	<u>4x4</u>	
2	Heart	1051	Teal Green	Cutting Line	99.0x89.2mm	8 353
3	Heart	1051	Salmon Pink	Satin Stitch		
4		1052	Carmine			
5		1122	Lime Green		<u>5x7</u>	
6		1261	Light Lilac		127.9x115.3mm	11 365
7		1417	Pewter			

PETNEWBABY02



	<u>What</u>	<u>Marathon</u>	<u>Name of color (Pes)</u>		<u>Size</u>	<u>Stitches</u>
1	Ear	1106	Deep Rose	Placement Line	<u>4x4</u>	
2	Ear	1106	Teal Green	Cutting Line	85.5x99.0mm	8 021
3	Ear	1106	Seacrest	Satin Stitch		
4	Elephant	1277	Deep Rose	Placement Line		
5	Elephant	1277	Teal Green	Cutting Line	<u>5x7</u>	
6	Elephant	1277	Seacrest	Satin Stitch	127.9x148.1mm	11 819
7		1192	Salmon Pink			
8		1049	Red			
9		1063	Electric Blue			
10		1179	White			
11		1180	Black			
12		1183	Cream Brown			
13		1417	Pewter			

PETNEWBABY03



	<u>What</u>	<u>Marathon</u>	<u>Name of color (Pes)</u>		<u>Size</u>	<u>Stitches</u>
1	Booties	1101	Deep Rose	Placement Line	<u>4x4</u>	
2	Booties	1101	Teal Green	Cutting Line	98.8x90.5mm	14 335
3	Booties	1101	Light Blue	Satin Stitch		
4		1120	Lime Green			
5		1102	Electric Blue		<u>5x7</u>	
6		1417	Pewter		127.9x117.1mm	20 191

PETNEWBABY04



	<u>What</u>	<u>Marathon</u>	<u>Name of color (Pes)</u>		<u>Size</u>	<u>Stitches</u>
1	Babygro	1060	Deep Rose	Placement Line	<u>4x4</u>	
2	Babygro	1060	Teal Green	Cutting Line	90.4x99.0mm	9 303
3	Babygro	106	Corn Flower Blue	Satin Stitch		
4		1179	White			
5		1419	Red		<u>5x7</u>	
6		1417	Pewter		128.0x140.1mm	14 162

DESIGNS BY PETRO -

APPLIQUE NEW BABY 4X4 & 5X7

PETNEWBABY05

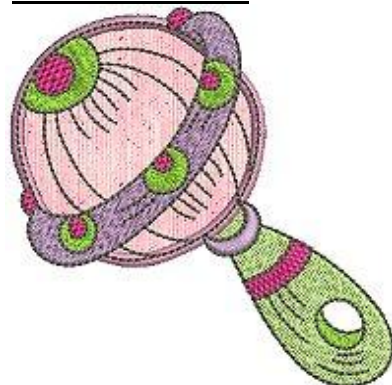
	<u>What</u>	<u>Marathon</u>	<u>Name of color (Pes)</u>		<u>Size</u>	<u>Stitches</u>
1	Giraffe	1302	Deep Rose	Placement Line	<u>4x4</u>	
2	Giraffe	1302	Teal Green	Cutting Line	73.8x98.6mm	11 109
3	Giraffe	1302	Linen	Satin Stitch		
4		1307	Light Brown			
5		1310	Dark Brown			
6		1062	Light Blue		<u>5x7</u>	
7		1179	White		127.4x171.1mm	20 293
8		1037	Salmon Pink			
9		1305	Tangerine			
10		1417	Pewter			

PETNEWBABY06

	<u>What</u>	<u>Marathon</u>	<u>Name of color (Pes)</u>		<u>Size</u>	<u>Stitches</u>
1		1414	Gray		<u>4x4</u>	
2	Pram	1341	Deep Rose	Placement Line	99.8x99.1mm	12 813
3	Pram	1341	Teal Green	Cutting Line		
4	Pram	1341	Sky Blue	Satin Stitch		
5	Wheels	414	Deep Rose	Placement Line	<u>5x7</u>	
6	Wheels	1414	Teal Green	Cutting Line	128.0x126.6mm	17 960
7	Wheels	1414	Gray	Satin Stitch		
8		1049	Red			
9		1267	Light Blue			
10		1275	Sky Blue			
11		1341	Teal Green			
12		1417	Pewter			

PETNEWBABY07


	<u>What</u>	<u>Marathon</u>	<u>Name of color (Pes)</u>		<u>Size</u>	<u>Stitches</u>
1	Duck	1003	Deep Rose	Placement Line	<u>4x4</u>	
2	Duck	1003	Teal Green	Cutting Line	98.9x92.0mm	9 141
3	Duck	1003	Cream Brown	Satin Stitch		
4		1007	Lemon Yellow			
5		1179	White		<u>5x7</u>	
6		1099	Electric Blue		128.0x119.6mm	12 311
7		1043	Reddish Brown			
8		1417	Pewter			

PETNEWBABY08

	<u>What</u>	<u>Marathon</u>	<u>Name of color (Pes)</u>		<u>Size</u>	<u>Stitches</u>
1		1121	Lime Green		<u>4x4</u>	
2		1121	Mint Green		97.5x99.0mm	11 096
3	Rattle	1034	Deep Rose	Placement Line		
4	Rattle	1034	Teal Green	Cutting Line		
5	Rattle	1034	Violet	Tackdown	<u>5x7</u>	
6	Rattle	1034	Light Lilac	Satin Stitch	127.9x129.6mm	16 093
7		1230	Dark Fuchsia			
8		1121	Lime Green			
9		1239	Lilac			
10		1417	Pewter			


DESIGNS BY PETRO - APPLIQUE NEW BABY 4X4 & 5X7

PETNEWBABY09



	<u>What</u>	<u>Marathon</u>	<u>Name of color (Pes)</u>		<u>Size</u>	<u>Stitches</u>
1		1051	Carmine		<u>4x4</u>	
2		1234	Salmon Pink		93.3x98.0mm	9 531
3	Dummy	1052	Deep Rose	Placement Line		
4	Dummy	1052	Teal Green	Cutting Line		
5	Dummy	1052	Carmine	Satin Stitch		
6	Teat	1449	Deep Rose	Placement Line	<u>5x7</u>	
7	Teat	1449	Teal Green	Cutting Line	128.0x134.5mm	13 955
8	Teat	1449	Cream Brown	Satin Stitch		
9		1052	Carmine			
10		1417	Pewter			

PETNEWBABY10



	<u>What</u>	<u>Marathon</u>	<u>Name of color (Pes)</u>		<u>Size</u>	<u>Stitches</u>
1	Bib	1179	Deep Rose	Placement Line	<u>4x4</u>	
2		1179	Teal Green	Cutting Line	99.1x99.6mm	10 752
3		1179	White	Satin Stitch		
4		1023	Salmon Pink			
5		1119	Mint Green		<u>5x7</u>	
6		1121	Lime Green		128.9x129.6mm	15 008
7		1417	Pewter			

APPLIQUE INSTRUCTIONS

Please note that Buzz Tools change the names of the colors to be used to differentiate between the different stages when you appliqué.

Make sure you adhere to the attached color chart when you stitch out the appliqué designs.

Always remember to test stitch any design. Especially when you want to create something different.

All the designs are digitized so that the appliqué design will be trimmed in the hoop.

1. Hoop material to be appliquéd and attach stabilizer.
2. An outline will be stitched to indicate the position of the appliqué pattern.
3. Remove hoop from machine, and without taking material out of hoop attach material to be used for appliqué.
4. To create a different look, two layers of 130 gsm batting can be placed underneath the material. The material must be pulled tight and pinned to the hooped material.
5. An outline will be stitched to indicate the trim line amongst which the material must be trimmed.
6. Remove hoop again from machine and trim material as close as possible to trim line.
7. Attach hoop to machine.
8. The trimmed material will now be tacked down.
9. The satin outline will now be stitched.

Each stage will be indicated on your machine in a different color.

Thank you for purchasing designs from DesignsbyPetro.
Please do not hesitate to contact me if you experience any problems.

DESIGNS BY PETRO - APPLIQUE NEW BABY 4X4 & 5X7

Happy stitching!!

www.designsbypetro.com

p@designsbypetro.com