

DESIGNS BY PETRO -

APPLIQUE CUTIES 4X4 & 5X7

PET-CATCUTIE

	<u>What</u>	<u>Marathon</u>	<u>Name of color (Pes)</u>		<u>What</u>	<u>Marathon</u>	<u>Name of color (Pes)</u>	<u>Size</u>	<u>Stitches</u>
1	Tail	Placement	Deep Rose	13	Head	Tackdown	Purple	<u>4x4</u>	
2	Tail	Cutting line	Teal Green	14		1179	White	89.0x98.8mm	8 428
3	Tail	Tackdown	Purple	15		1305	Reddish Brown		
4		1305	Reddish Brown	16		1037	Salmon Pink		
5	Body	Placement	Deep Rose	17		1049	Red	<u>5x7</u>	
6	and	Cutting line	Teal Green	18		1180	Black	128.4x115.5mm	12 223
7	feet	Tackdown	Purple	19		1305	Reddish Brown		
8		1157	Pewter	20		1157	Pewter		
9		1402	Gray Brown	21		1402	Gray Brown		
10		1157	Pewter						
11	Head	Placement	Deep Rose						
12	Head	Cutting line	Teal Green						

PET-DOG CUTIE

	<u>What</u>	<u>Marathon</u>	<u>Name of color (Pes)</u>		<u>What</u>	<u>Marathon</u>	<u>Name of color (Pes)</u>	<u>Size</u>	<u>Stitches</u>
1	Tail	Placement	Deep Rose	13		1427	Light Brown	<u>4x4</u>	
2	Tail	Cutting line	Teal Green	14		1179	White	92.8x99.9mm	9 114
3	Tail	Tackdown	Purple	15		1158	Dark Gray		
4	Body	Placement	Deep Rose	16		1180	Black		
5	and	Cutting line	Teal Green	17	Ear	Placement	Deep Rose	<u>5x7</u>	
6	ear	Tackdown	Purple	18	Ear	Cutting line	Teal Green	129.7x120.5mm	12 105
7		1427	Light Brown	19	Ear	Tackdown	Purple		
8		1158	Dark Gray	20		1185	Beige		
9		1185	Beige	21		1427	Light Brown		
10	Head	Placement	Deep Rose						
11	Head	Cutting line	Teal Green						
12	Head	Tackdown	Purple						

PET-DRAGON CUTIE

	<u>What</u>	<u>Marathon</u>	<u>Name of color (Pes)</u>		<u>What</u>	<u>Marathon</u>	<u>Name of color (Pes)</u>	<u>Size</u>	<u>Stitches</u>
1	Body	Placement	Deep Rose	13	Head	Cutting line	Teal Green	<u>4x4</u>	
2	Body	Cutting line	Teal Green	14	Head	Tackdown	Purple	99.3x95.9mm	11 411
3	Body	Tackdown	Purple	15		1122	Lime Green		
4		1447	Mint Green	16		1284	Pewter		
5		1180	Black	17		1179	White	<u>5x7</u>	
6		1122	Lime Green	18		1099	Sky Blue4	124.6x129.1mm	16 465
7	Chest	Placement	Deep Rose	19	Foot	Placement	Deep Rose		
8	and	Cutting line	Teal Green	20	Foot	Cutting line	Teal Green		
9	tail	Tackdown	Purple	21	Foot	Tackdown	Purple		
10		1233	Deep Gold	22		1447	Mint Green		
11		1041	Light Brown	23		1122	Lime Green		
12	Head	Placement	Deep Rose	24		1180	Black		

PET-DUCK CUTIE


	<u>What</u>	<u>Marathon</u>	<u>Name of color (Pes)</u>		<u>What</u>	<u>Marathon</u>	<u>Name of color (Pes)</u>	<u>Size</u>	<u>Stitches</u>
1	Body	Placement	Deep Rose	13		1180	Black	<u>4x4</u>	
2	Body	Cutting line	Teal Green					68.6x99.8mm	6 037
3	Body	Tackdown	Purple						
4		1049	Red						
5		1190	Light Brown					<u>5x7</u>	
6		1006	Cream Yellow					129.6x89.1mm	8 109
7	Wing	Placement	Deep Rose						
8	Wing	Cutting line	Teal Green						
9	Wing	Tackdown	Purple						
10		1007	Yellow						
11		1009	Deep Gold						
12		1179	White						

PET-ELEPHANT CUTIE

	<u>What</u>	<u>Marathon</u>	<u>Name of color (Pes)</u>		<u>What</u>	<u>Marathon</u>	<u>Name of color (Pes)</u>	<u>Size</u>	<u>Stitches</u>
1		1197	Lavender	13		1248	Ultramarine	<u>4x4</u>	
2	Body	Placement	Deep Rose	14		1197	Lavender	80.2x99.7mm	6 276
3	and	Cutting line	Teal Green	15		1247	Wisteria Violet		
4	ear	Tackdown	Purple						
5		1247	Wisteria Violet					<u>5x7</u>	
6		1248	Ultramarine					129.5x104.1mm	9 155
7	Head	Placement	Deep Rose						
8	Head	Cutting line	Teal Green						
9	Head	Tackdown	Purple						
10		1049	Red						
11		1179	White						
12		1180	Black						

DESIGNS BY PETRO -

APPLIQUE CUTIES 4X4 & 5X7

PET-FISHCUTIE

	<u>What</u>	<u>Marathon</u>	<u>Name of color (Pes)</u>	<u>What</u>	<u>Marathon</u>	<u>Name of color (Pes)</u>	<u>Size</u>	<u>Stitches</u>
1	Body	Placement	Deep Rose				<u>4x4</u>	
2	Body	Cutting line	Teal Green				99.8x96.2mm	6 567
3	Body	Tackdown	Purple					
4		1431	Sky Blue2					
5		1105	Sky Blue				<u>5x7</u>	
6		1431	Sky Blue2				125.0x129.6mm	8 719
7		1180	Black					

PET-FOXCUTIE

	<u>What</u>	<u>Marathon</u>	<u>Name of color (Pes)</u>	<u>What</u>	<u>Marathon</u>	<u>Name of color (Pes)</u>	<u>Size</u>	<u>Stitches</u>
1		1037	Salmon Pink	13	Chest	Tackdown	Purple	<u>4x4</u>
2	Paw	Placement	Deep Rose	14			76.1x99.2mm	8 342
3	Paw	Cutting line	Teal Green	15		1132		
4	Paw	Tackdown	Purple	16	Body	Placement	Deep Rose	
5		1451	Khaki	17	Body	Cutting line	Teal Green	<u>5x7</u>
6	Head	Placement	Deep Rose	18	Body	Tackdown	Purple	129.1x99.1mm
7	and	Cutting line	Teal Green	19		1451		11 936
8	tail	Tackdown	Purple	20		1179		
9		1433	Light Brown	21		1180		
10		1307	Dark Brown2	22		1433		
11	Chest	Placement	Deep Rose					
12	Chest	Cutting line	Teal Green					

PET-MONKEYCUTIE

	<u>What</u>	<u>Marathon</u>	<u>Name of color (Pes)</u>	<u>What</u>	<u>Marathon</u>	<u>Name of color (Pes)</u>	<u>Size</u>	<u>Stitches</u>
1		1407	Wisteria Violet	13		1407	Wisteria Violet	<u>4x4</u>
2	Body	Placement	Deep Rose				68.9x99.7mm	7 779
3	Body	Cutting line	Teal Green					
4	Body	Tackdown	Purple					
5		1411	Silver				<u>5x7</u>	
6		1407	Wisteria Violet				129.7x89.5mm	11 387
7		1325	Pewter					
8	Face	Placement	Deep Rose					
9	Face	Cutting line	Teal Green					
10	Face	Tackdown	Purple					
11		1179	White					
12		1180	Black					

PET-OWLCUTIE


	<u>What</u>	<u>Marathon</u>	<u>Name of color (Pes)</u>	<u>What</u>	<u>Marathon</u>	<u>Name of color (Pes)</u>	<u>Size</u>	<u>Stitches</u>
1	Body	Placement	Deep Rose	13		1137	Khaki	<u>4x4</u>
2	and	Cutting line	Teal Green	14		1180	Black	71.0x99.7mm
3	face	Tackdown	Purple	15		1138	Gray	8 272
4		1137	Khaki	16		1139	Dark Brown2	
5		1138	Gray	17			<u>5x7</u>	
6	Wings	Placement	Deep Rose	18			129.6x92.3mm	10 897
7	Wings	Cutting line	Teal Green	19				
8	Wings	Tackdown	Purple					
9		1139	Dark Brown2					
10		1138	Gray					
11		1139	Dark Brown2					
12		1179	White					

PET-PENQUINCUTIE

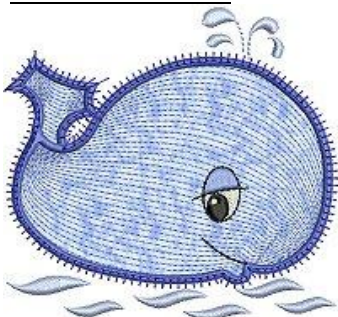
	<u>What</u>	<u>Marathon</u>	<u>Name of color (Pes)</u>	<u>What</u>	<u>Marathon</u>	<u>Name of color (Pes)</u>	<u>Size</u>	<u>Stitches</u>
1	Feet	Placement	Deep Rose	13	face	Tackdown	Purple	<u>4x4</u>
2	Feet	Cutting line	Teal Green	14		1179	White	88.7x99.8mm
3	Feet	Tackdown	Purple	15		1180	Black	9 913
4		1042	Deep Gold	16		1179	White	
5		1333	Light Brown	17		1180	Black	<u>5x7</u>
6	Body	Placement	Deep Rose	18		1049	Red	129.7x115.3mm
7	Body	Cutting line	Teal Green	19		1042	Light Brown	13 096
8	Body	Tackdown	Purple	20		1180	Black	
9		1180	Black					
10		1179	White					
11	Chest	Placement	Deep Rose					
12	and	Cutting line	Teal Green					

DESIGNS BY PETRO -


APPLIQUE CUTIES 4X4 & 5X7

PET-TORTOISECUTIE

	What	Marathon	Name of color (Pes)	What	Marathon	Name of color (Pes)	Size	Stitches
1	Feet	Placement	Deep Rose	13	1114	Peacock Blue	<u>4x4</u>	
2	Feet	Cutting line	Teal Green	14	Face	Deep Rose	99.8x94.9mm	8 930
3	Feet	Tackdown	Purple	15	Face	Cutting line	Teal Green	
4		1114	Peacock Blue	16	Face	Tackdown	Purple	
5		1272	Seacrest	17		1272	Seacrest	<u>5x7</u>
6		1112	Sky Blue2	18		1112	Sky Blue2	123.3x129.6mm
7		1114	Peacock Blue	19		1179	White	10 936
8		1272	Seacrest	20		1180	Black	
9	Body	Placement	Deep Rose					
10	Body	Cutting line	Teal Green					
11	Body	Tackdown	Purple					
12		1112	Sky Blue2					

PET-WHALECUTIE

	What	Marathon	Name of color (Pes)	What	Marathon	Name of color (Pes)	Size	Stitches
1	Body	Placement	Deep Rose				<u>4x4</u>	
2	Body	Cutting line	Teal Green				99.8x99.3mm	8 320
3	Body	Tackdown	Purple					
4		1060	Sky Blue4					
5		1085	Corn Flower Blue				<u>5x7</u>	
6		1263	Prussian Blue2				129.0x129.7mm	11 754
7		1179	White					
8		1197	Lavender2					
9		1180	Black					

PET-DOLPHINFREECUTIE

	What	Marathon	Name of color (Pes)	What	Marathon	Name of color (Pes)	Size	Stitches
1	Stomach	Placement	Deep Rose	13	1097	Sky Blue4	<u>4x4</u>	
2	Stomach	Cutting line	Teal Green	14	1180	Black	99.9x96.6mm	6 411
3	Stomach	Tackdown	Purple					
4		1205	Silver					
5	Body	Placement	Deep Rose				<u>5x7</u>	
6	Body	Cutting line	Teal Green				129.9x126.6mm	8 693
7	Body	Tackdown	Purple					
8		1341	Blue					
9		1275	Wisteria Violet					
10		1341	Blue					
11		1275	Wisteria Violet					
12		1179	White					

APPLIQUE INSTRUCTIONS

Please note that Buzz Tools change the names of the colors to be used to differentiate between the different stages when you appliqué.

Make sure you adhere to the attached color chart when you stitch out the appliqué designs.

Always remember to test stitch any design. Especially when you want to create something different.

All the designs are digitized so that the appliqué design will be trimmed in the hoop.

1. Hoop material to be appliquéed and attach stabilizer.
2. An outline will be stitched to indicate the position of the appliqué pattern.
3. Remove hoop from machine, and without taking material out of hoop attach material to be used for appliqué.
4. To create a different look, two layers of 130 gsm batting can be placed underneath the material. The material must be pulled tight and pinned to the hooped material.
5. An outline will be stitched to indicate the trim line amongst which the material must be trimmed.
6. Remove hoop again from machine and trim material as close as possible to trim line.
7. Attach hoop to machine.
8. The trimmed material will now be tacked down.
9. The satin outline will now be stitched.

Each stage will be indicated on your machine in a different color.

Thank you for purchasing designs from DesignsbyPetro.

Please do not hesitate to contact me if you experience any problems.

Happy stitching!!

www.designsbypetro.com

majobas@iafrica.com

p@designsbypetro.com