



**Create high quality embroidery designs quickly and easily with the Innov-is 750E embroidery machine**

- 180mm x130mm embroidery area
- 136 built-in embroidery designs
- 650 stitches per minute embroidery speed
- Quick set bobbin and bobbin sensor
- Back lit LCD touch screen
- Automatic thread cutting

# Innov-is 750E

## For your embroidery needs.

The Innov-is 750E gives you all you need in an embroidery machine - intuitive technology, versatile functions and beautiful built-in designs. Enjoy the colour and style that embroidery can add to almost anything.



### LCD touch screen

Manage all the functions with a simple touch of the easy to read multi language display. Select from any of the 15 built-in languages.

### On-screen editing

Powerful editing features include layout, pattern rotation in 1 degree increments, mirror imaging and scaling.



### Instantly import patterns via USB or Brother Memory Card

We've even made it easy for you to import your own patterns. Just insert an embroidery memory card or USB memory stick and load your embroidery design directly to the machine.


- USB port to read USB memory sticks



### Quick-set bobbin

Just drop in a full bobbin and you're ready to go. The Innov-is 750E has a lower bobbin sensor which will warn you when the bobbin is running low.

- Quick set bobbin
- Lower Bobbin Sensor



### Easy threading

Deluxe system automatically threads the needle.





### Large embroidery area

The Innov-is 750E has a large embroidery area so you can express your creative ideas and make even bigger and more intricate designs.


- 180mm x 130mm embroidery area



### Built in Font styles

Built-in font styles make it easy for you to personalize all your sewing and embroidery projects.

- 6 Fonts
- 3 Sizes



### Wide variety of built-in embroidery patterns


Start embroidering right away with any of the 136 built-in embroidery patterns found on the Innov-is 750E. Choose from florals, animals, geometrics, seasonal designs and much more.

- 136 built-in embroidery designs



### Patterned frame shapes

Put the finishing touch to your embroidery with an elegant frame. Choose from 10 frame shapes and 12 border styles. Combine with lettering to create a unique and stylish monograms.



### Compatible with other manufacturers thread

The Innov-is 750E has built in Brother thread charts and three other leading thread manufacturers. Just select your manufacturer's thread from the touch screen and the matching colour will be displayed.

- Built-in thread charts





### Handy Central Controls

For ease of use, all operating buttons are on one convenient panel. Buttons include thread trimmer, needle position up or down and start/stop.



### • Auto tension

Automatically adjusts thread tension to the most appropriate one.

### • Thread sensor for upper thread

The Innovis 750E has an upper thread sensor that warns you when the upper thread is broken or run out.

## What's in the box?



## The Innov-is 750E comes complete with a host of accessories

- Seam ripper
- Bobbin (4)
- Needle set
- Cleaning brush
- Spool cap (large)
- Spool cap (medium)
- Spool cap (small)
- Spool net
- Scissors
- Screw driver (large)
- Screw driver (small)
- Embroidery foot "Q" (on machine)
- Embroidery set (large)  
H18 cm X W13 cm (H7 inches X W5 inches)
- Dust cover
- Operation manual
- Quick reference guide
- Accessory bag

## Optional Accessories\*



### Embroidery Card Library

Hundreds of fabulous embroidery patterns to choose from!

### Embroidery frames

20mm x 60mm and 100mm X 100mm



### Embroidery Threads

Large collection of high quality embroidery threads. Metallic and flesh tone threads are included.



### PE-Design\* & PE-Design Lite

Brother's family of embroidery design software, PED-Light and PE-Design, offer powerful features to suit both beginners and professionals alike.

## Metallic threads



Fourteen metallic coloured threads made with quality polyester fibre add sparkle to your embroidery projects.

## Flesh tone threads



Ten subtle shades, perfect for blending into facial tones, are ideal for use with the PHOTOSITICH feature in PE-DESIGN.



[www.brother.co.za](http://www.brother.co.za)  
<http://solutions.brother.com>

**brother**  
at your side

### Brother International South Africa

96 Sovereign Drive, Route 21 Corporate Park, Irene  
Tel: +27 (0) 12 - 345 5332 Fax: +27 (0) 12 - 345 3886

All specifications correct at time of printing. Brother is a registered trademark of Brother Industries Ltd.  
Brand product names are registered trademarks or trademarks of their respective companies.



Brother  
Earth

Working with you for a better environment  
[www.brotherearth.com](http://www.brotherearth.com)



**Japanese  
Excellence**  
For Over 100 Years